

# LOOK. THINK. DO.

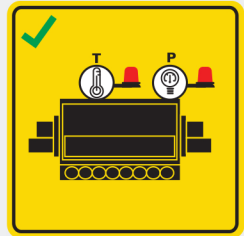
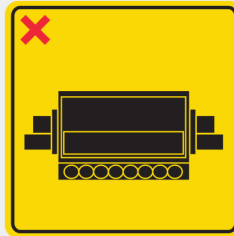
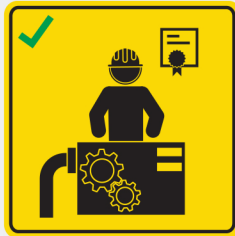
Look out for danger. Think of how you can protect yourself. Do your work safely.

## 6 Basic Workplace Safety and Health (WSH) Rules for Safe Machine Startup

Machine installation, initial startup and testing are typically performed by the machine manufacturer, authorised agent or competent person. Do your Risk Assessment before starting a machine, as accidents can happen during machine startup.

**Start up the machine only if you are trained and authorised.**

**Confirm that machine safety devices are in place and working.**



**Report abnormal or unsafe conditions.**

**Do not modify machines.**



**Use suitable personal protective equipment.**

**Know what to do in an emergency.**

